




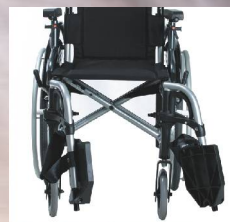
Pressure Relieving Reduces Sliding Anti-bacterial




Adjustable wheel position



Height adjustable/ flip-back&armrests



Inward/outward swing-away footrests



Optional: Tension adjustable backrest

Performance, style and comfort

Karma's new **Ergo 305** is equipped with the Unique S-Ergo (Smart Ergo) S shaped seat. The S-Ergo design was developed over two years, after extensive testing by Karma's Research and Development Department. The result is leap forward in wheelchair design.

In addition to the S-Ergo seating system the **Ergo 305**

also has seat upholstery and pads treated with Aegis microbe shield, to reduce stains and odour.

The modern design is functional and eye catching, made from aluminium is also light. The option of an extra deep seat makes the wheelchair suitable for taller users.

Why not ask to see one at your local Karma agent.



▲ Self propel



▲ Transit

▼ Features

- S-Ergo seat provides pressure relief and prevents sliding
- Patented swing in/out footrest hanger design
- Adjustable rear wheel position (self propel)
- Height adjustable armrests
- Contoured armpads
- Aircraft grade aluminium frame breaks down to just 9.8kg (self propel)

Specifications

Model	items	F/R wheels	Icons representing different configurations										Max. User Weight
	Width		1	2	3	4	5	6	7	8	9	10	
S-Ergo 305	16"x17"	7"-24"Q	41	43.2	59.5	33	22-27	108	50-52	40	97	14.4	115kg
		6"-14"F	41	43.2	57.4	32	22-27	100	50-52	40	97	12.8	115kg
	18"x17"	7"-24"Q	46	43.2	64.5	33	22-27	108	50-52	40	97	14.7	115kg
		6"-14"F	46	43.2	62.5	32	22-27	100	50-52	40	97	13.1	115kg
	18"x19"	7"-24"Q	46	48.3	64.5	33	22-27	113	50-52	40	97	14.9	115kg
		6"-14"F	46	48.3	62.5	32	22-27	105	50-52	40	97	13.3	115kg

* KARMA reserves the right to modify information herein without further notice. *